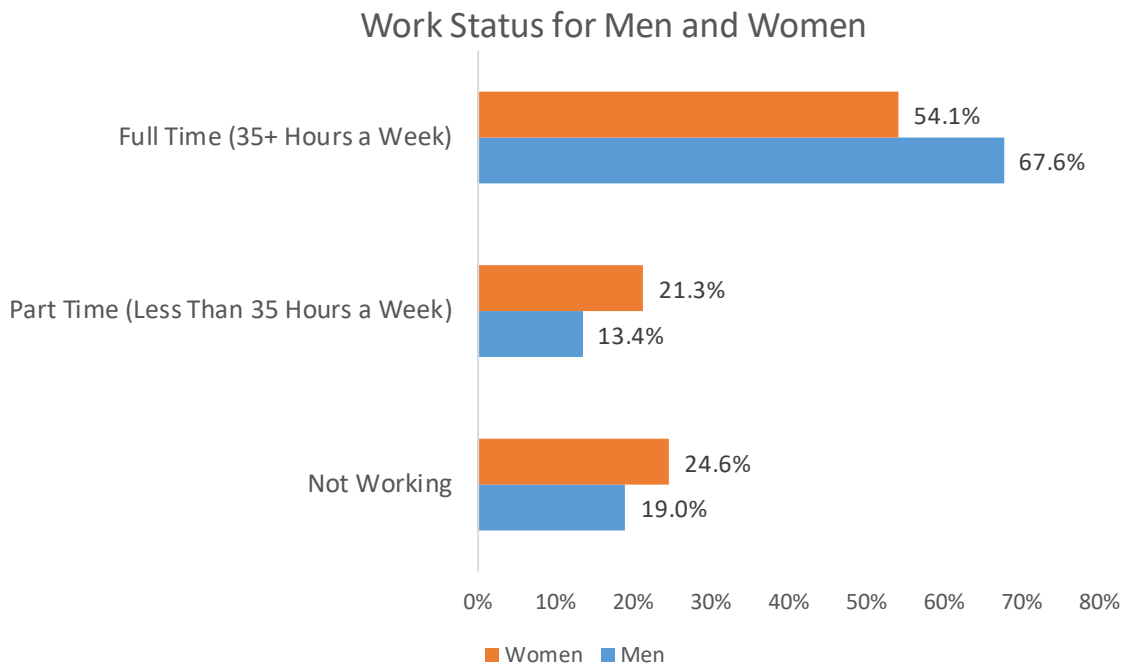


Women in Missouri's Workforce

There were over 1.41 million women in Missouri's workforce in 2017, making up 48% of total Missouri employment. Although slightly less than half of the workforce in Missouri are women, they have lower unemployment rates than men. In 2017, the unemployment rate for men age 16 and above was 4.8%, compared to 4% for females.

Women are less likely to work full-time and more likely to work part-time than men, with 21.3% of women working part-time compared to 13.4% of men.



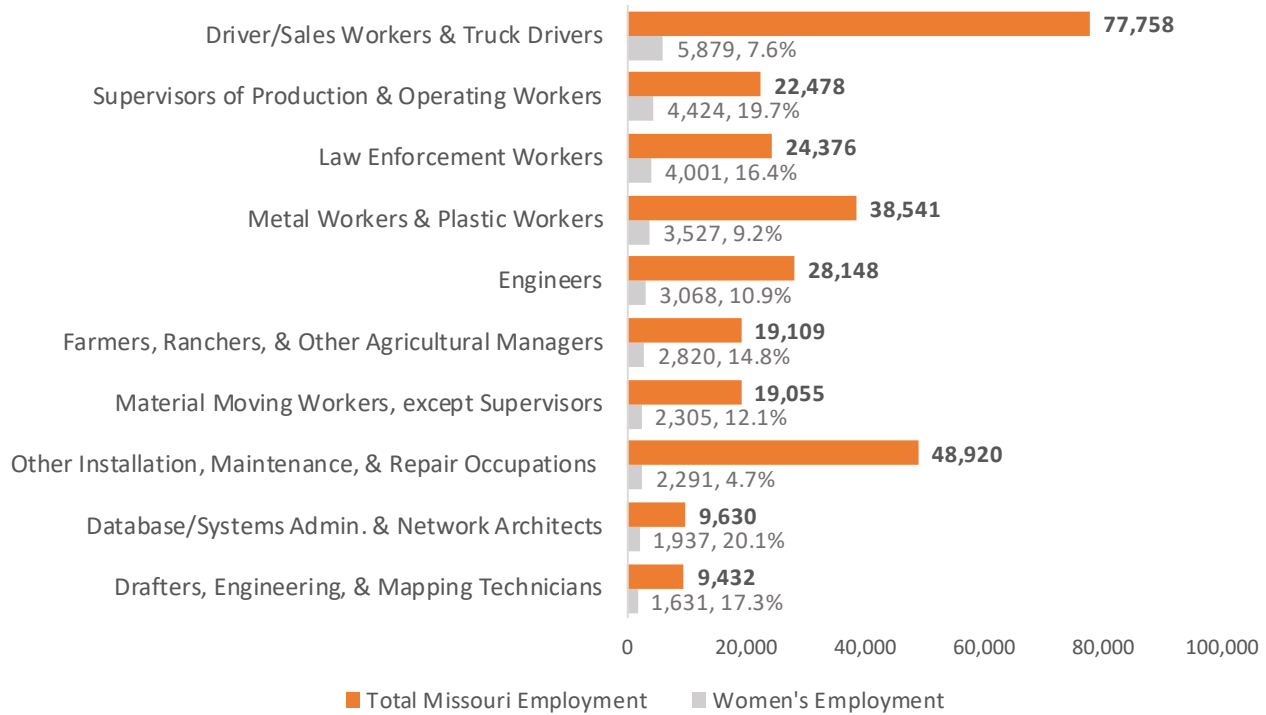
Women in High Male-Represented Occupations

High female-represented occupations are those with female employment making up 75% or more of total employment, while high male-represented occupations are those with female employment totaling less than 25% of total employment.

In high male-represented occupations with the highest female employment, the largest percentage of employment that women will make is 24%. In some occupations, such as *Extraction Workers* and *Supervisors of Fire Fighters*, women amount to less than 1% of total employment.

Women in Missouri's Workforce

Employment in High Male-Represented Occupations



Employment Changes

There are 362,121 total annual openings projected from thru 2026. Of those, 81,196 will come from high female-represented occupations and 68,775 will come from high male-represented occupations.

Female-represented occupations will have 6,200 of those annual openings attributed to new job growth, compared to 21,999 total annual growth openings for all occupations. Female-represented occupations with a large number of projected annual openings include *Personal Care Aides, Secretaries and Administrative Assistants, and General Office Clerks*.

While projections measure future job demand, on-line job ads represent current job demand. *Registered Nurses, Bookkeeping Clerks, and Maids & Housekeeping Cleaners* were among the top jobs with the most postings in 2018.

Women in Missouri's Workforce

Top 10 Total Annual Openings High Female-Represented Occupations



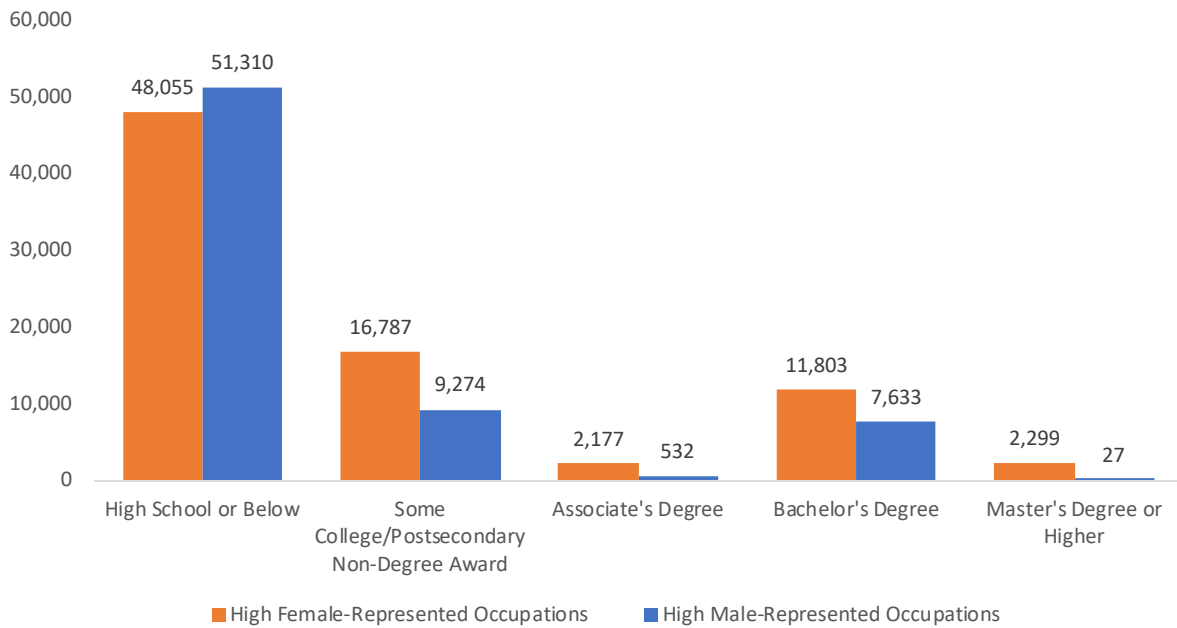
Educational Requirements

Twenty-seven of the 77 female-represented occupations require a bachelor's degree or higher, while an additional 18 require an associate's degree or a postsecondary certificate. Nearly one-third (31%) of male-represented occupations recommend education beyond high school.

From 2016-2026 there will be over 81,196 average annual openings in high female-represented occupations. High male-represented occupations will have over 68,775 annual openings. For both male and female represented occupations, the majority of openings will occur in occupations that require a high school diploma. Of the over 81,000 openings in female-represented occupations, 17% require a bachelor's degree or higher, compared to 11% of male-represented occupations.

Women in Missouri's Workforce

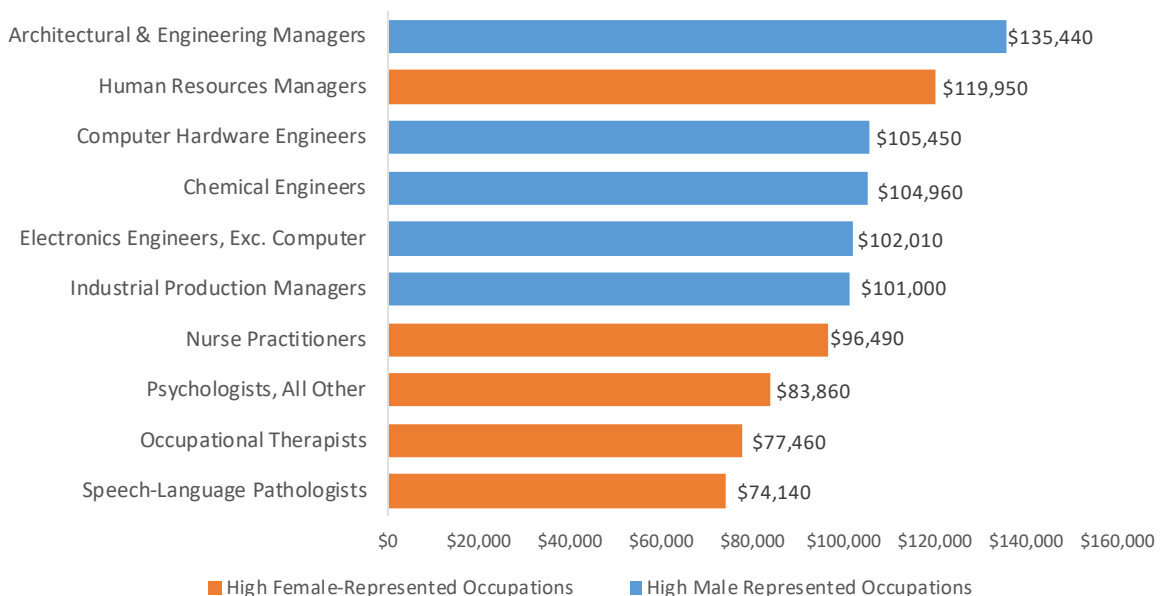
Projected Openings from 2016-2026 for High Male- & Female-Represented Occupations by Educational Attainment



Average Salaries

The average wage for high female-represented occupations is \$41,476, while the average wage for high male-represented occupations is \$52,132. The average wage for all occupations in Missouri is \$45,520.

Top Average Salaries of High Female and Male-Represented Occupations



Women in Missouri's Workforce

On average, women earn less than men at every level of educational attainment. Men with bachelor's degrees earn more than \$20,000 annually than women with bachelor's degrees.

Median Earnings for Males and Females by Educational Attainment

	Males	Females
Less than High School Graduate	\$26,682	\$16,414
High School Graduate (inc.equivalency)	\$35,167	\$23,665
Some College or Associate's Degree	\$41,104	\$29,517
Bachelor's Degree	\$60,405	\$40,614
Graduate or Professional Degree	\$71,937	\$51,525

Sources:

U.S. Census Bureau, 2017 American Community Survey
Bureau of Labor Statistics Current Population Survey
Bureau of Labor Statistics 2017 Occupational Employment and Wage Statistics
MERIC 2016-2026 Occupation Projections

Notes:

This workforce product was funded by a grant awarded by the U.S. Department of Labor's Employment and Training Administration. The product was created by the recipient and does not necessarily reflect the official position of the U.S. Department of Labor. The U.S. Department of Labor makes no guarantees, warranties, or assurances of any kind, express or implied, with respect to such information, including any information on linked sites and including, but not limited to, accuracy of the information or its completeness, timeliness, usefulness, adequacy, continued availability, or ownership. This product is copyrighted by the institution that created it. Internal use by an organization and/or personal use by an individual for non-commercial purposes is permissible. All other uses require the prior authorization of the copyright owner

April 2019

