



Missouri Economic Impact Brief AGRICULTURAL INDUSTRIES

Missouri's Agriculture

Missouri's crop, livestock, processing and other agricultural sectors accounted for \$12.4 billion or, 7 per cent, of the gross state product. Missouri employs 245,513 workers in the agricultural sector.

Missouri is one of the leading states in number of farms, crop production and livestock products in the nation.

Location Quotient (LQ) measures Missouri's share of agricultural employment to its share of total national employment. A LQ greater than 1 indicates a high degree of specialization in agriculture. A majority of counties in Missouri, except in metropolitan areas, are specialized in agriculture.

Missouri's Contribution to US Agriculture

Indicator	Ranking
Number of farms	2 nd
Beef cows	2 nd
Hay production (excluding alfalfa)	2 nd
Rice production	6 th
Soybean production	7 th
Watermelon production	7 th
Corn production	9 th
Cotton production	10 th
Winter wheat production	11 th
Grape production	12 th
Egg production	15 th
Milk production	21 st

Source: Missouri Agricultural Statistics Services

Missouri Agriculture Facts

Employment

245,513

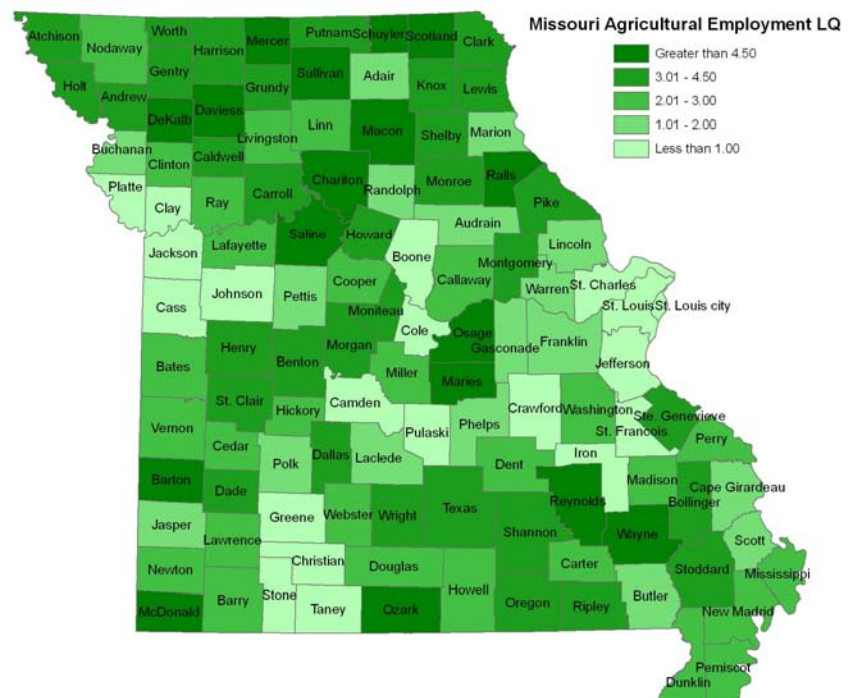
Value-Added

\$12.4 billion

Average Wage

\$29,974

Agricultural Location Quotient



AGRICULTURAL INDUSTRIES

Economic Impacts

Missouri's agricultural sectors included in this study are broadly classified as production, processing and other agricultural sectors. Agricultural production sectors include crop and livestock production. Agricultural processing sectors include processing of crops, dairy, wood, paper, textiles, leather; breweries and distilleries. Other agricultural sectors include chemicals, equipment, storage and services.

Missouri's agricultural sectors directly contributed over \$12.4 billion to the state, constituting about 7% of Missouri's gross state product. Missouri's agricultural sectors employed 245,513 workers paying over \$6.4 billion in salaries.

The total (including intermediate and induced) economic impact of agricultural sectors in Missouri is over \$31.4 billion, constituting about 13.3% of Missouri's gross state product.¹

Agricultural sectors and indirect industries employed 580,451 workers paying \$17.3 billion in salaries. A worker in the agricultural sector earns an average annual wage of \$29,974 and contributes \$54,181 in gross state product to the economy.

	Workers Employed	Income per Worker	Value Added Per Worker
Agricultural Production	132,361	\$12,753	\$27,662
Agricultural Processing	83,873	\$36,812	\$64,777
Other Agricultural Sectors	29,279	\$41,609	\$71,774
Total Missouri Agriculture	245,513	\$29,974	\$54,181

Among the three sectors in Missouri, the production sector employs the most workers but the other agricultural sectors pay the highest wages and add the most value per worker.

	Direct	Indirect²	Total
Employment	245,513	334,938	580,451
Labor Income³	\$6.4 billion	\$10.9 billion	\$17.3 billion
Value Added^{3,4}	\$12.4 billion	\$19 billion	\$31.4 billion
Taxes³			\$2.6 billion

An agricultural worker earns an average annual wage of \$29,974, which is 8% below the state annual average wage.

¹ Impact analysis was conducted using the IMPLAN model

² Indirect impacts include both intermediate and induced impacts.

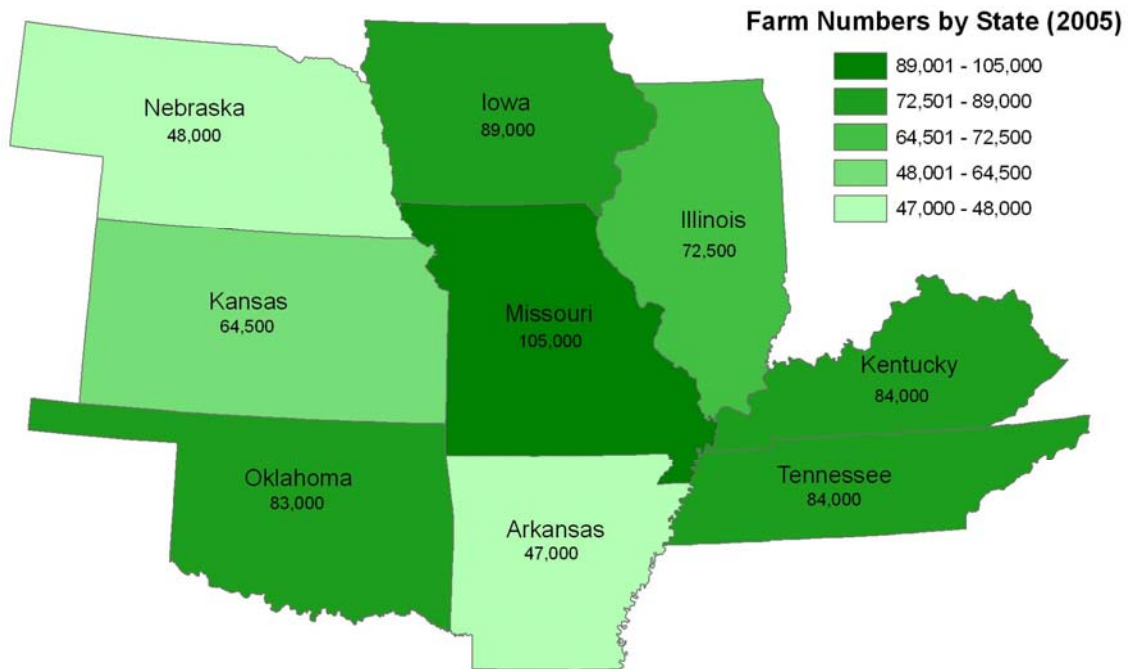
³ All figures in 2006 Dollars

⁴ Value Added, or GSP, includes labor income, other property income and indirect business taxes

AGRICULTURAL INDUSTRIES

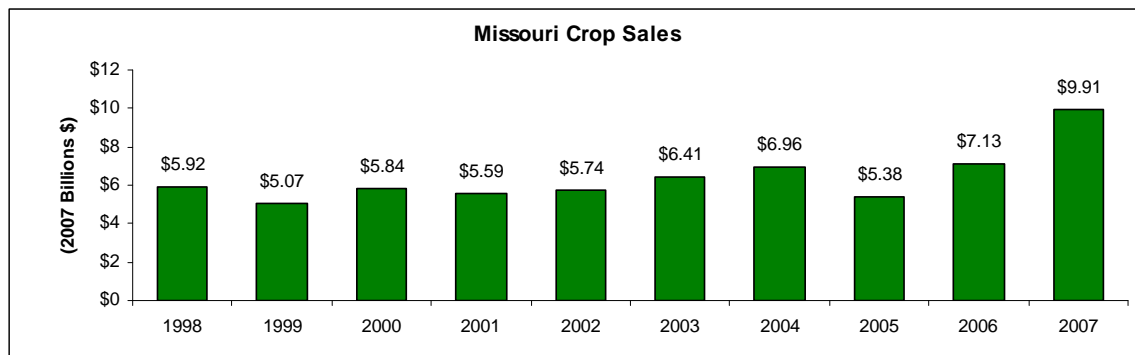
Missouri Farm and Livestock

At nearly 105,000 farms (5% of US) spread over more than 31 million acres, Missouri has the most farms among its neighbors.



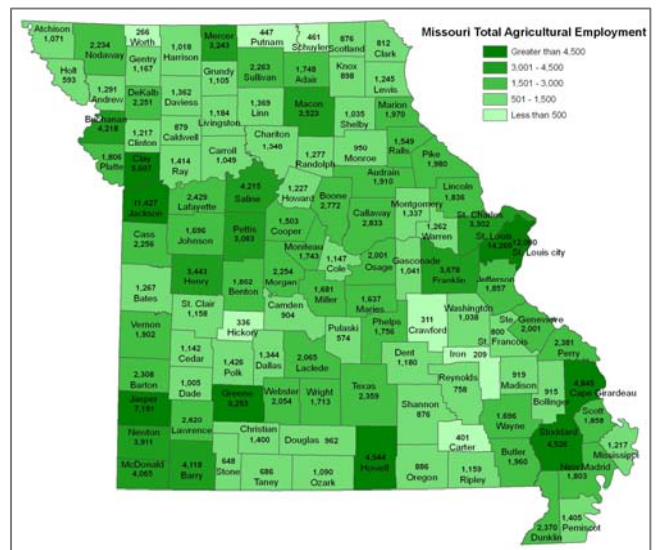
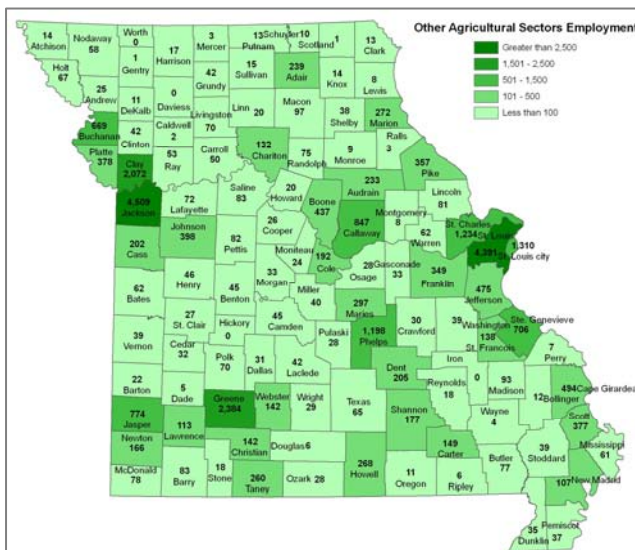
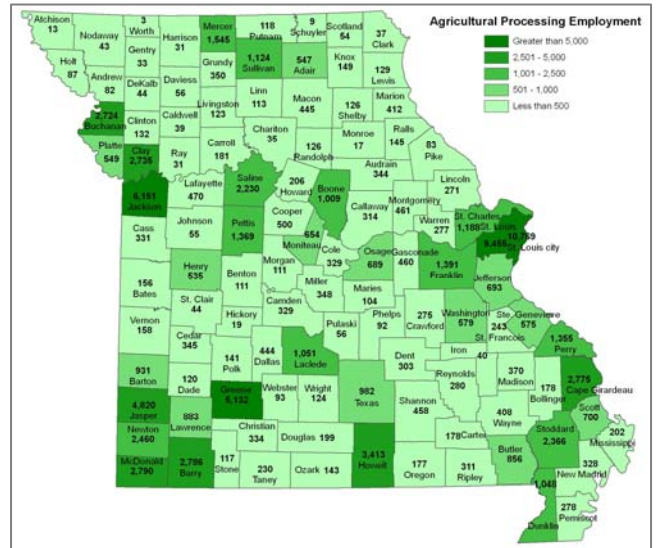
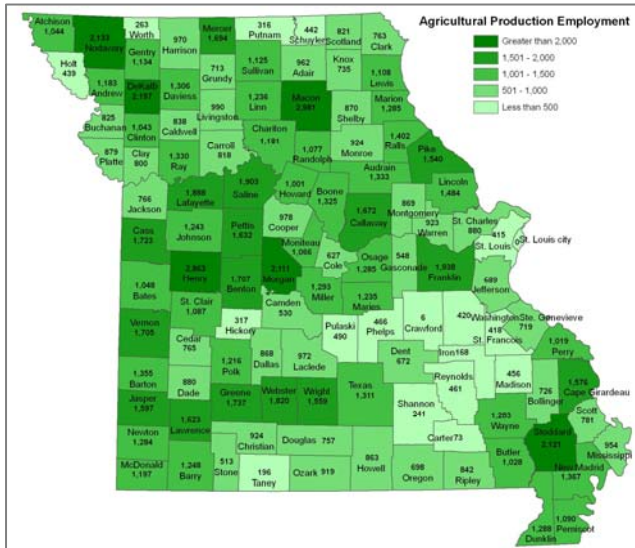
Missouri's livestock production is one the leading industries in the country. Cow-calf and beef operations are predominant along with hog production (4% of US hogs), broilers and turkeys.

Crop sales in the state are predominantly from soybean (6% of US soybeans) and corn, but also include cotton, rice, wheat, sorghum (4% of US sorghum), hay and vegetables. Crop sales values in Missouri are on the rise, increasing by more than 67% since 1998.



AGRICULTURAL INDUSTRIES

Missouri Agricultural Employment



- A majority of Missouri's agricultural production workers are located in the northern counties and west central regions of the state.
- Agricultural processing workers are clustered in the metropolitan areas of Kansas City, Springfield, St. Louis and Cape Girardeau as well as southwest Missouri.
- A majority of other agricultural sector workers are located in the metropolitan and surrounding counties.